

ZOOM:

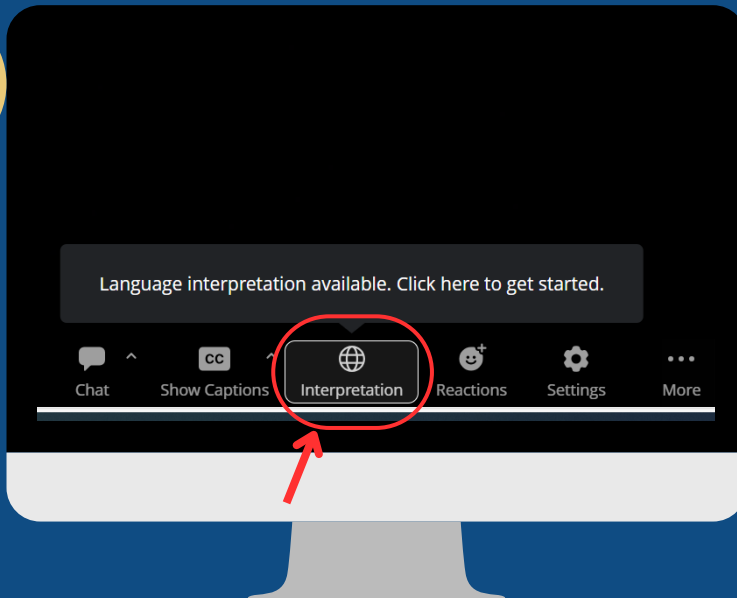
PAANO MAKINIG SA PAGSASALIN NG WIKA



HARBOR
REGIONAL
CENTER

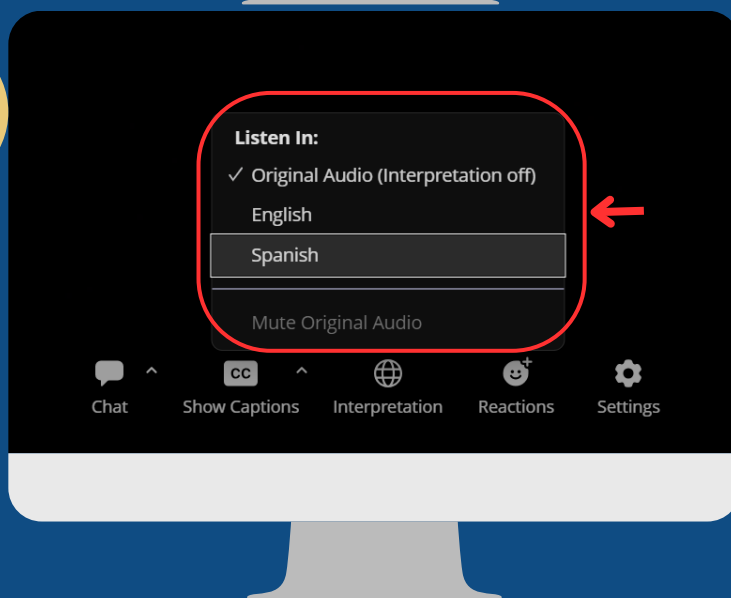
DESKTOP/WEB BROWSER

1



Sa iyong meeting/webinar controls, pindutin ang Interpretation "🌐"

2



Pindutin ang wikang gusto mong marinig

Pagpipilian

Kung gusto mong marinig ang pagsasalang wika lamang, pindutin/i-tap ang **Mute Original Audio**



@harborregional



@harborRegnlCtr



@harborRegionalCenter

www.harborrc.org

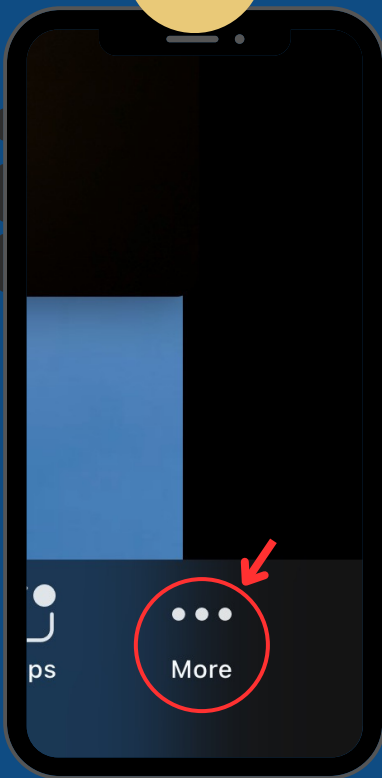
ZOOM:

PAANO MAKINIG SA PAGSASALIN NG WIKA MOBILE



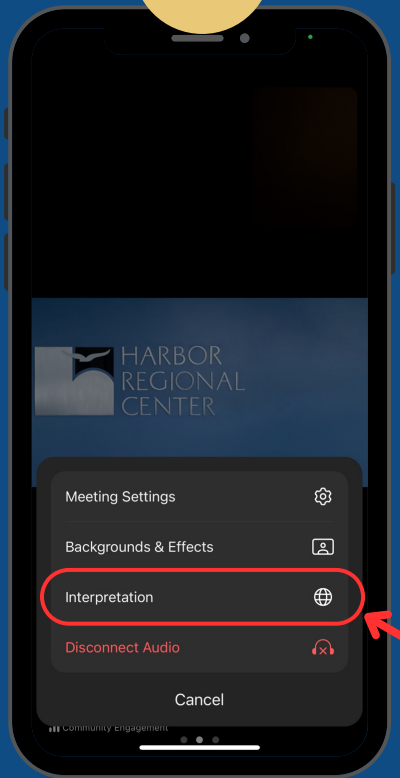
HARBOR REGIONAL CENTER

1



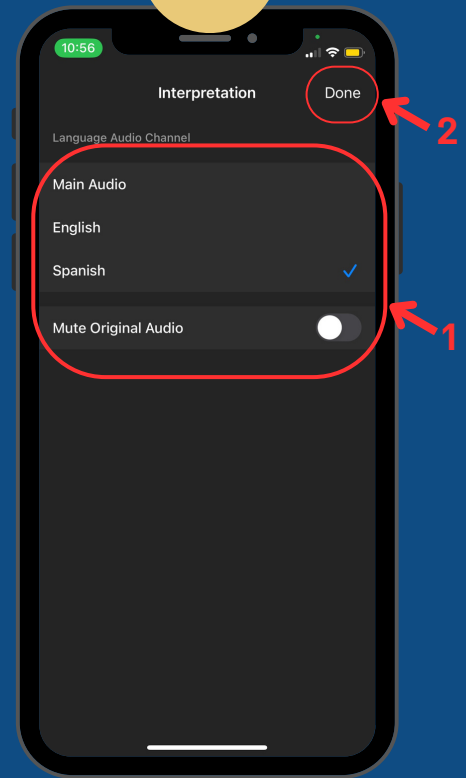
Sa iyong meeting controls, i-tap ANG ellipses ●●●

2



Pindutin ang **Language Interpretation**

3



1. Pindutin ang wikang nais mong marinig
2. Pindutin ang **Done**

PAGPIILIAN

Kung gusto mong marinig ang pagsasalang wika lamang, pindutin/i-tap ang **Mute Original Audio**



@harborregional



@harborRegnlCtr



@harborRegionalCenter

www.harborrc.org